

Certificate of Analysis

Document No: F 14.008

Revision: 001

CBGenius, Ltd

Product Description

Product	CBD Premium 2000
SKU	C2000L
Product Form	2 oz jar
Packaging, Closure	White cap, protective liner
Storage Condition	RT
Lot #	CBD-L-220115

Physical

Attribute	Method/SOP	Specification	Test Result
Product Color	Organoleptic	White	Pass
Product Odor	Organoleptic	Odorless	Pass
Product Weight Variation	Sample	51-54 g	Pass

Purity/Strength


Ingredients	Label Claim	Specification	Test Result
CBD	2000 mg/50g	3.40% to 4.9%	4.23%
THC	< 0.3%	< 0.3%	<0.01%
Other ingredients	Shea Butter, Coconut Oil, Lotion Base, Menthol		

Identification/Chemical/Heavy Metals

Attribute	Method	Specification	Test Result
Identity	HPLC	Matches reference std	Matches reference
CBD	HPLC	>3.8%	4.23%
Arsenic	ICPMS per USP 2232	<2000 PPB	<51 PPB
Cadmium	ICPMS per USP 2232	<820 PPB	<51 PPB
Mercury	ICPMS per USP 2232	<400 PPB	<51 PPB
Lead	ICPMS per USP 2232	<1200 PPB	<51 PPB

Microbiology

Attribute	Method	Specification	Test Result
Total Aerobic	USP/AOAC/FDA BAM	< 1x 10 ³ CFU/g	None Detected
Total Yeast & Mold	USP/AOAC/FDA BAM	< 1x 10 ² CFU/g	None Detected
Bile Tolerant gram neg.	USP/AOAC/FDA BAM	< 1x 10 ² CFU/g	None Detected
E. coli	USP/AOAC/FDA BAM	None Detected	None Detected

QA Approval:		Date:	7/7/2022
--------------	---	-------	----------

Certificate of Analysis

Document No: F 14.008

Revision: 001

CBGenius, Ltd


COA Page 2

Residual Solvent Analysis

Attribute	Method	Specification	Status
Butanes	GC	<500 ppm	Pass
Ethanol	GC	<500 ppm	Pass
Heptanes	GC	<500 ppm	Pass
Propane	GC	<500 ppm	Pass

Pesticide Analysis

Attribute	Method	Limit	Status
Abamectin	GC-FID	200	Pass
Acequinocyl	GC-FID	4000	Pass
Bifenazate	GC-FID	400	Pass
Bifrenthin	GC-FID	100	Pass
Cyfuthrin	GC-FID	2000	Pass
Cypermethrin	GC-FID	1000	Pass
Daminozide	GC-FID	800	Pass
Dimethomorph	GC-FID	2000	Pass
Eoxazole	GC-FID	400	Pass
Fenhexamid	GC-FID	1000	Pass
Flonicamdi	GC-FID	1000	Pass
Fludioconil	GC-FID	500	Pass
Imidicloprid	GC-FID	500	Pass
Myclobutanil	GC-FID	400	Pass
Paclobutrazol	GC-FID	400	Pass
Piperonyl Butoxid	GC-FID	3000	Pass
Pyrethrins	GC-FID	2000	Pass
Quintozene	GC-FID	800	Pass
Spinetoram	GC-FID	1000	Pass
Spinosad	GC-FID	1000	Pass
Spirotetramat	GC-FID	1000	Pass
Thiamethoxam	GC-FID	400	Pass
Triflozystrobin	GC-FID	1000	Pass
Plant Growth Regulators	GC-FID	50	Pass

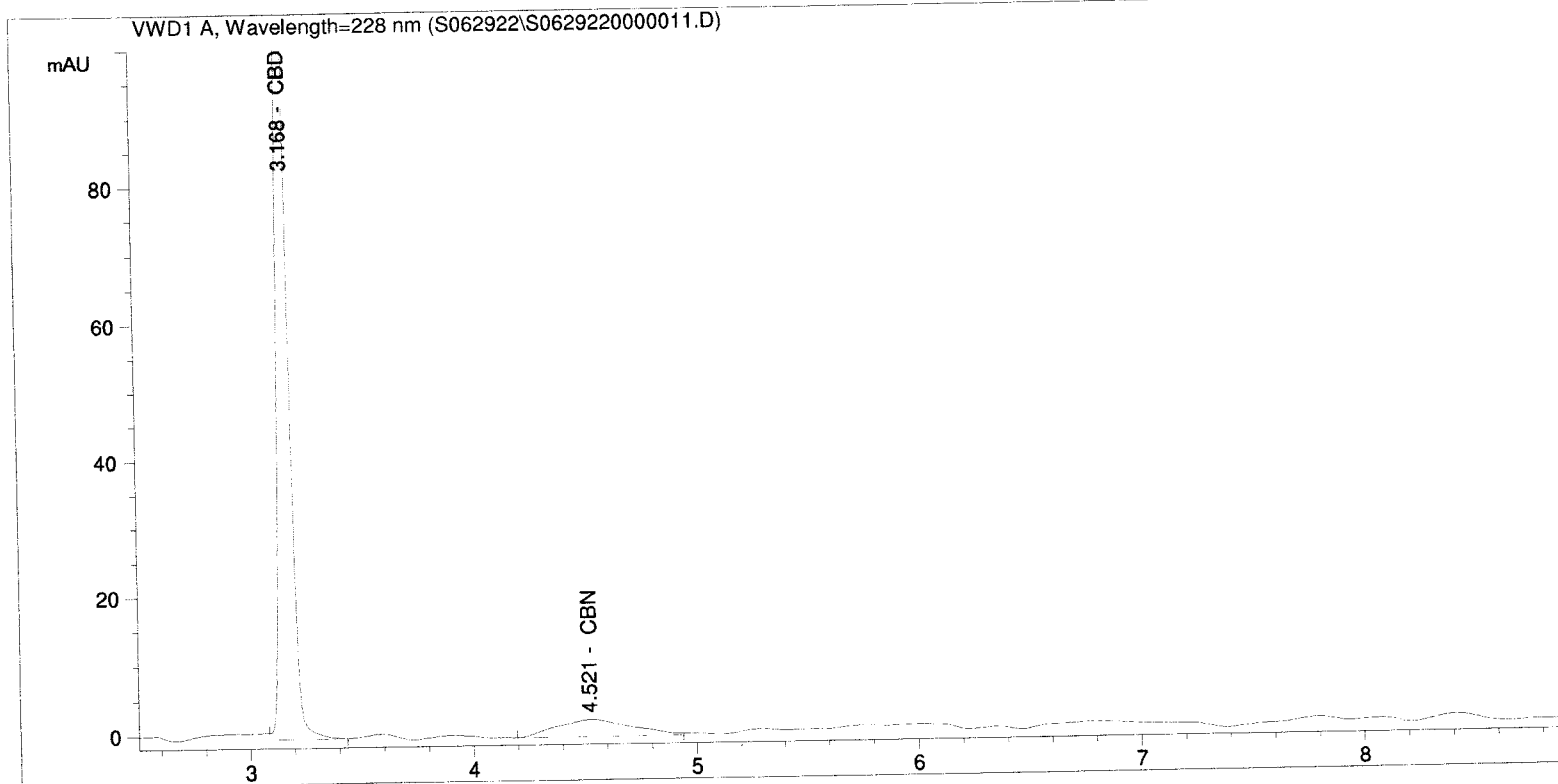
QA Approval:		Date:	7/7/2022
--------------	---	-------	----------

```

=====
Acq. Operator   : SF                               Seq. Line : 11
Acq. Instrument : Instrument 1                     Location  : Vial 10
Injection Date  : 6/29/2022 5:39:06 AM           Inj       : 1
                                                    Inj Volume: 5.0 µl

Acq. Method    : C:\CHEM32\1\METHODS\ARCHIVE METHODS\POTENCY_2022.M
Last changed   : 6/29/2022 3:43:02 AM by SF
Analysis Method: C:\CHEM32\1\METHODS\POTENCY_2022.M
Last changed   : 7/4/2022 2:33:43 PM by SF
                (modified after loading)

Method Info    : Cannabinoid Potency 9 minutes
                Cal Jan 2022
=====
    
```



=====
 ESTD Percent Report
 =====

```

Sorted By      : Signal
Calib. Data Modified : 7/4/2022 2:13:41 PM
Multiplier:    : 1.0000
Dilution:      : 9.9000
Sample Amount: : 12.40000 [mg/ml]
Do not use Multiplier & Dilution Factor with ISTDs
    
```

Signal 1: VWD1 A, Wavelength=228 nm

RetTime [min]	Type	Area mAU *s	Amt/Area	Amount %	Grp	Name
1.627		-	-	-		Ibuprofen IS
2.983		-	-	-		CBG
3.168	VB	435.04892	1.21969e-4	4.236427		CBD
3.393		-	-	-		THCV
4.521	BV	60.11757	5.86876e-5	0.281683		CBN
5.718		-	-	-		d9-THC

Sample Name: No 10 2000mg CBD ath lotn 062922 prep

RetTime [min]	Type	Area mAU	*s	Amt/Area	Amount %	Grp	Name
5.893		-		-	-		d8-THC
6.761		-		-	-		CBL
7.138		-		-	-		CBC
7.664		-		-	-		THCA
12.000		-		-	-		CBT

Totals : 4.518110

1 Warnings or Errors :

Warning : Time reference compound(s) not found

=====
*** End of Report ***



Brookfoot House, Low Lane, Horsforth,
LS18 5PU LEEDS
Tel : 01132050900
www.StephensonPersonalCare.com

Certificate Of Analysis

Product FLI0082
EASY LOTION 1000KG IBC

Batch number 163905

Sales Order Number 080188

Date Of Manufacture 17/12/2020 **Expiry:** 18/06/2022

Quality Control Test	Test Method	Test Result
NVS (Ohaus) (23%-28%)	BAM18B	23.29
pH Measurement (5-6)	BAM38	5.56
Viscosity (75000-125000)	BAM41	119200
White Viscous Lotion	BAM36	Pass

I certify that the product detailed above has been inspected and tested and conforms in all respects to the relevant specification and that the details of Quality Control testing are as above & manufactured in UK

Certificat d'analyse / Certificate of analysis
Batch nr : 0000040297
Date : 21.12.2021
Reference : 160616000021

BEURRE DE KARITÉ 1ÈRE PRESSION RAFFINÉ
SHEA BUTTER PRESSED AND REFINED
TrueShea

Lot # 113159

Caractéristiques physico-chimiques / Analytical characteristics	METHODES	NORMES	RESULTATS
Caractères organoleptiques / Organoleptic characters	Interne / Internal	Beurre solide/Solid butter	Conforme
Point de fusion en °C / Melting point in °C	AOCS Cc3b-92	34 - 44	35
Gardner / Colour	Gardner	INTERNE/INTERNAL	1.6
Couleur Lovibond 5 1/4 jaune / Colour inch cell Lovibond 5 1/4 yellow	NEN 6308 - NEN 6310	0.0 - 20.0	7.4
Couleur Lovibond 5 1/4 rouge / Colour inch cell Lovibond 5 1/4 red	NEN 6310 - NEN 6308	0.0 - 2.0	1.4
Indice de réfraction à 40°C / Refractive index at 40°C	PE 2.2.6	1.460 - 1.475	1.463
Indice d'acide en mg KOH/g / Acid value in mg KOH/g	PE 2.5.1	0.00 - 0.50	0.20
Teneur en eau en % / Water content in %	PE 2.5.32	0.00 - 0.10	0.01
Indice d'iode / Iodine value	PE 2.5.4	52 - 68	62
Indice de peroxyde en méq O2/Kg / Peroxide value in méq O2/Kg	PE 2.5.5	0.0 - 10.0	0.0
Teneur en insaponifiable en % / Unsaponifiable matter in %	PE 2.5.7	Min 4.0	5.2

Répartition des acides gras (%) / Fatty acid composition (in %)	METHODES	NORMES	RESULTATS
Acides gras trans / Trans fatty acids	PE 2.4.22	0.0 - 2.0	0.2
C12:0 (acide laurique / lauric)		0.0 - 1.0	0.0
C14:0 (acide myristique / myristic)		0.0 - 1.0	TRACES
C16:0 (acide palmitique / palmitic)		3.0 - 8.0	3.2
C18:0 (acide stéarique / stearic)		36.0 - 50.0	42.5
C18:1 (acide oléique / oleic)		40.0 - 50.0	45.5
C18:2 (acide linoléique / linoleic)		4.0 - 8.0	6.3
C18:3 (acide linoléique / linolenic)		0.0 - 1.0	0.2
C20:0 (acide arachidique / arachidic)		0.0 - 2.0	1.5
C20:1 (acide gadoléique / eicosenoic)		0.0 - 1.0	0.4
C22:0 (Acide béhenique / behenic)		0.0 - 1.0	0.2
C22:1 (acide érucique / erucic)		0.0 - 2.0	0.0
C24:0 (acide lignocérique / lignoceric)		0.0 - 1.0	0.1

N.D. = Non déterminé / Not Determined

Date de fabrication / Date of manufacturing : 12/2021

DLUO / Best before : 12/2023

Conservation dans le récipient original bien rempli et fermé, à l'abri de la lumière et de la chaleur.

Keep in a dark cool place in the original full closed drum or container.

Document informatique validé par le service qualité / computer edited document validated by quality department

**CERTIFICATE OF ANALYSIS
FRACTIONATED COCONUT OIL**

Gracefruit Ltd

Customer:	Gracefruit Limited	Order No:	-
		Batch No:	KMO7479
Date:	10.11.2016	Code No:	-

Description: A light coloured, low viscosity oil, containing the tri-glycerides of medium chain, saturated fatty acids mainly C-8 (Caprylic) and C-10 (Capric).

TEST	SPECIFICATION	ANALYSIS
Acid Value (mg KOH/g)	0.2 maximum	0.022
Iodine Value (gI ₂ /100g)	1.0 maximum	0.1
Hydroxyl Value (mg KOH/g)	10 maximum	1.0
Saponification Value (mg KOH/g)	310 - 360	332.11
Unsaponifiable Matter (%)	0.5 maximum	< 0.5
Peroxide Value (meq O ² /kg)	1.0 maximum	0.1
Specific Gravity @ 20°C	0.930 – 0.960	0.945
Refractive Index	1.440 – 1.452	1.448
Alkaline Impurities (ml 0.01m HCl)	0.15 maximum	< 0.15
Heavy Metals (ppm)	10.0 maximum	< 10
Water Content (%)	0.2 maximum	Complies
Loss on Drying (%)	0.5 maximum	< 0.5
Sulphated Ash	0.1 maximum	< 0.1

FATTY ACID COMPOSITION (%)		
C6:0 Caproic Acid	2.0 maximum	<2.0
C8:0 Caprylic Acid	50 - 80	59.4
C10:0 Capric Acid	20 - 50	40.4
C12:0 Lauric Acid	3.0 maximum	<3.0
C14:0 Myristic Acid	1.0 maximum	<1.0

Date of Manufacture: March 2016

Date of Expiry: March 2018

This COA is produced electronically therefore no signature is required.

Certificate of Analysis

Product: MCT Coconut Based USP/NF
Package Size: 418.874 # DRUM

Certification Date: January 12, 2022
Manufacture Date: September 6, 2021
Recertification Date: September 5, 2023

Lot # 113364

KCC Number: 306182

Batch Number: BTA2109118

THE FOLLOWING VALUES HAVE BEEN PROVIDED BY THE MANUFACTURER OF THIS PRODUCT.

Characteristic	Specification	Result
Appearance	Clear, light-yellow liquid	Clear, light-yellow liquid
Taste	Characteristic	Characteristic
Color APHA	50 max	28
Acid value, mg KOH/g	0.1 max	0.04
Moisture %	0.1 max	0.01
Peroxide Value, mEq/kg	1 max	0.00
Saponification Value, mg KOH/g	300 – 350	335.42
Iodine Value, g I ₂ /100g	To report	0.02
Density @ 25°C	0.89 – 0.94	0.94
Fatty Acid Composition, %		
C6	2 max	0.57
C8	55 – 70	64.23
C10	29 – 45	33.00
C12	3 max	2.21
Microbiological, CFU/gram		
Aerobic Plate Count	100 Max	< 10
E.coli / Coliform Count	10 Max	< 10 / <10
Yeast and Mold Count	10 Max	< 10
Salmonella	Negative	Negative
Staphylococcus Aureus Count	Negative	Negative

Quality Approved
January 12, 2022

Important: The information presented herein, while not guaranteed, was prepared by technical personnel and is true and accurate to the best of our knowledge. NO WARRANTY OF MERCHANTABILITY OR OF FITNESS FOR A PARTICULAR PURPOSE, OR WARRANTY OR GUARANTY OF ANY OTHER KIND, EXPRESS OR IMPLIED, IS MADE REGARDING PERFORMANCE, SAFETY, SUITABILITY, STABILITY OR OTHERWISE. This information is not intended to be all-inclusive as to the manner and conditions of use, handling, storage, disposal, and other factors that may involve other or additional legal, environmental, safety or performance considerations, and the vendor assumes no liability whatsoever for the use of or reliance upon this information. While our technical personnel will be happy to respond to questions, safe handling and use of the product remains the responsibility of the customer. No suggestions for use are intended as, and nothing herein shall be construed as, a recommendation to infringe any existing patents or to violate any Federal, State, local or foreign laws.



Report: COA Evaluation Summary



OLCC License No.: 1097692BDA | OREGON ID: 4147

645 SW 2nd Street, Suite 204, Portland, OR 97204 | 503.257.5312 | info@pree.com | pree.com

For OLCC/OHA Compliance Purposes.

Product Description

Evaluation Summary

Client: Precision Plant Molecules

Moisture Analysis |


Test Not Required

Product Name: CBD-21-014

Matrix: Hemp Concentrate
Metric Source ID: n/a
Metric Package ID: n/a
License Number: n/a
Date Collected: 2021-07-06
Date Received: 2021-07-06
Report Date: 2021-07-08
Report ID: A4056-02
Tests Requested: Cannabinoid Potency Analysis
Pesticide Analysis
Residual Solvent Analysis

Cannabinoid Potency Analysis

Total THC < LOQ
Total CBD 99.15 %
< LOQ 991.5 mg/g



Abrv.	Dry Wt. %	Dry Wt. mg/g
THCA	< LOQ	< LOQ
Δ-9-THC	< LOQ	< LOQ
Δ-8-THC	< LOQ	< LOQ
THCV	< LOQ	< LOQ
CBDA	< LOQ	LOQ
CBD	99.15 %	991.5 mg/g
CBGA	< LOQ	< LOQ
CBG	< LOQ	< LOQ
CBDVA	LOQ	< LOQ
CBDV	0.38 %	3.8 mg/g
CEN	< LOQ	LOQ
CBL	< LOQ	< LOQ
CBC	< LOQ	< LOQ

Pesticide Analysis

Pesticide Status

Pass

No Pesticides Were Detected above Oregon's action limit, as stated in OAR 333-007-0430

Report: Evaluation Detail



OLCC License No. 00667092BDA | ORELAP ID: 4147
 401 S. 1st Street, Corvallis, OR 97331 | 541.267.5002 | info@preelab.com | preelab.com

For OLCC/OHA Compliance Purposes.

Moisture Analysis

Evaluation Detail

Moisture Analysis

Test Not
Requested/Required

Cannabinoid Potency Analysis

Evaluation Detail

Cannabinoid Potency Analysis	Compound	Abbr.	Dry Wt. (%)	Dry Wt. (mg/g)	RL (%)
Total THC *	Tetrahydrocannabinolic acid	THCA	< LOQ	< LOQ	0.2%
< LOQ	Delta8 Tetrahydro-cannabinol	Δ-8-THC	< LOQ	< LOQ	0.2%
< LOQ	Delta9 Tetrahydro-cannabinol	Δ-9-THC	< LOQ	< LOQ	0.2%
	Tetrahydrocannabinol	THC	< LOQ	< LOQ	0.2%
	Tetrahydrocannabinol	THCV	< LOQ	< LOQ	0.2%
Total CBD *	Cannabidiolic acid	CBDA	< LOQ	< LOQ	0.2%
99.15 %	Cannabidiol	CBD	99.15 %	991.5	0.2%
991.5 mg/g	Cannabigerolic acid	CBGA	< LOQ	< LOQ	0.2%
	Cannabigerol	CBG	< LOQ	< LOQ	0.2%
	Cannabidiivonic acid	CBDVA	< LOQ	< LOQ	0.2%
	Cannabidiivarin	CBDV	0.38 %	3.8	0.2%
	Cannabinol	CBN	< LOQ	< LOQ	0.2%
	Cannabicyclol	CBL	< LOQ	< LOQ	0.2%
	Cannabichromene	CBC	< LOQ	< LOQ	0.2%

Note: Accreditation for Δ-8-THC, THCV, CBGA, CBG, CBDVA, CBDV, CBL, CBC, CBN is not offered by ORELAP and therefore are not accredited tests

Report: Evaluation Detail



OLCC User: SAWS (PORTER) BDA | JURBLAP ID: 4147
 2405 S. Lind Street, Corvallis, OR 97331 | 541.227.5792 | info@preelab.com | preelab.com

For OLCC/OHA Compliance Purposes.

Pesticide Analysis

Evaluation Detail

Pesticide Name	Tested Value (ppm)	Pass Criteria (ppm)	LOQ (ppm)	Status Pass/Unsatisfactory
Malathion	< LOQ	0.20	0.04	Pass
Metolaxyl	< LOQ	0.20	0.04	Pass
Methoacarb	< LOQ	0.20	0.04	Pass
Methomyl	< LOQ	0.40	0.04	Pass
Methyl-Parathion	< LOQ	0.20	0.20	Pass
MGK-264	< LOQ	0.20	0.20	Pass
Mydebutand	< LOQ	0.20	0.20	Pass
Naled	< LOQ	0.50	0.04	Pass
Oxamyl	< LOQ	1.00	0.04	Pass
Pachobutrazol	< LOQ	0.40	0.04	Pass
Permethrin	< LOQ	0.20	0.20	Pass
Phosmet	< LOQ	0.20	0.04	Pass
Piperonyl butoxide	< LOQ	0.00	0.04	Pass
Prallethrin	< LOQ	0.20	0.20	Pass
Proxconazole	< LOQ	0.40	0.20	Pass
Propoxur	< LOQ	0.20	0.04	Pass
Pyrethrins	< LOQ	1.00	1.00	Pass
Pyridaben	< LOQ	0.20	0.04	Pass
Spinosad	< LOQ	0.20	0.20	Pass
Sprinosifen	< LOQ	0.20	0.20	Pass
Sproutekrenol	< LOQ	0.20	0.04	Pass
Spruxamine	< LOQ	0.40	0.04	Pass
Tebuconazole	< LOQ	0.40	0.04	Pass
Thioproprid	< LOQ	0.20	0.04	Pass
Thiamethoxam	< LOQ	0.20	0.04	Pass
Trifloxystrobin	< LOQ	0.20	0.04	Pass

Report: Quality Check



OLCC License No. 100FT0R2BDA | OREL#P ID: 4147

841 SW 2nd Street, Coral Gables, FL 33134 | 305.443.6900 | services@preelab.com | preelab.com

For OLCC/OHA Compliance Purposes

Moisture Analysis

Quality Control Detail

Moisture Analysis |

Cannabinoid Potency Analysis

Quality Control Detail

Cannabinoid Potency Analysis	MB	LCS	Expected Value (%)	Tested Value (%)	Pass Criteria
Tetrahydro-cannabinolic acid	0		< 0.1%	< 0.1%	< 0.1%
Delta9 Tetrahydro-cannabinol	0		< 0.1%	< 0.1%	< 0.1%
Cannabidiolic acid	0		< 0.1%	< 0.1%	< 0.1%
Cannabidiol	0		< 0.1%	< 0.1%	< 0.1%
Tetrahydro-cannabinolic acid		0	100.0%	119.8%	80-120%
Delta9 Tetrahydro-cannabinol		0	100.0%	110.4%	80-120%
Cannabidiolic acid		0	100.0%	111.6%	80-120%
Cannabidiol		0	100.0%	108.2%	80-120%

Report: Quality Check

10/10/2020 10:00 AM
 10/10/2020 10:00 AM



10/10/2020 10:00 AM 10:00 AM

Pesticide Analysis

Quality Control Detail

Pesticide Name	ME	Expected Value (ppm)	Tested Value (ppm)	Pass Criteria (ppm)
Abamectin	0	< 0.1	< 0.1	< 0.1
Acetophen	0	< 0.02	< 0.02	< 0.02
Acetamiprid	0	< 0.1	< 0.1	< 0.1
Acetamiprid	0	< 0.02	< 0.02	< 0.02
Alaocarb	0	< 0.02	< 0.02	< 0.02
Azoxystrobin	0	< 0.02	< 0.02	< 0.02
Bifenazate	0	< 0.02	< 0.02	< 0.02
Bifenthrin	0	< 0.1	< 0.1	< 0.1
Boscalid	0	< 0.02	< 0.02	< 0.02
Carbaryl	0	< 0.02	< 0.02	< 0.02
Carbofuran	0	< 0.02	< 0.02	< 0.02
Chlorantraniliprole	0	< 0.02	< 0.02	< 0.02
Chlorfenapyr	0	< 0.5	< 0.5	< 0.5
Chlorpyrifos	0	< 0.02	< 0.02	< 0.02
Clofentezine	0	< 0.1	< 0.1	< 0.1
Cyfluthrin	0	< 0.5	< 0.5	< 0.5
Cypermethrin	0	< 0.5	< 0.5	< 0.5
Daminozide	0	< 0.1	< 0.1	< 0.1
Diazinon	0	< 0.02	< 0.02	< 0.02
Dichlorvos	0	< 0.1	< 0.1	< 0.1
Dimethoate	0	< 0.02	< 0.02	< 0.02
Disproprinos	0	< 0.02	< 0.02	< 0.02
Etofenprox	0	< 0.1	< 0.1	< 0.1
Etoxazole	0	< 0.02	< 0.02	< 0.02
Fenoxycarb	0	< 0.02	< 0.02	< 0.02
Fenpyroximate	0	< 0.1	< 0.1	< 0.1
Fipronil	0	< 0.02	< 0.02	< 0.02
Flon-camic	0	< 0.02	< 0.02	< 0.02
Fludoxonil	0	< 0.1	< 0.1	< 0.1
Hexythiazox	0	< 0.02	< 0.02	< 0.02
Imazalil	0	< 0.02	< 0.02	< 0.02
Imidacloprid	0	< 0.02	< 0.02	< 0.02
Kresoxim-methyl	0	< 0.1	< 0.1	< 0.1

Report: Quality Check



OLCC Compliance Checklist Report ID: 4147

For Sample: West Coast CR - 1000 - 1-44-20-BITZ (See Otago report for details)

For OLCC/OHA Compliance Purposes

Pesticide Analysis

Quality Control Detail

Pesticide Name	LCS	Expected Recovery (%)	Actual Recovery (%)	Pass Criteria (%)
Abamectin	•	100.00	108.69	60 - 140
Acephate	•	100.00	100.13	60 - 140
Acequinocyl	•	100.00	101.78	60 - 140
Acetamiprid	•	100.00	99.03	60 - 140
Aldicarb	•	100.00	96.16	60 - 140
Azoxystrobin	•	100.00	95.72	60 - 140
Bifenazate	•	100.00	98.52	60 - 140
Bifenthrin	•	100.00	102.68	60 - 140
Boscalid	•	100.00	102.02	60 - 140
Carbaryl	•	100.00	107.59	60 - 140
Carbofuran	•	100.00	103.37	60 - 140
Chlorantraniliprole	•	100.00	103.94	60 - 140
Chlorfenapyr	•	100.00	97.78	60 - 140
Chlorpyrifos	•	100.00	90.79	60 - 140
Clofentezine	•	100.00	95.21	60 - 140
Cyfluthrin	•	100.00	94.74	60 - 140
Cypermethrin	•	100.00	94.06	60 - 140
Daminozide	•	100.00	103.54	60 - 140
Diazinon	•	100.00	100.05	60 - 140
Dichlorvos	•	100.00	98.00	60 - 140
Dimethoate	•	100.00	102.84	60 - 140
Ethoprophos	•	100.00	101.54	60 - 140
Etofenprox	•	100.00	101.74	60 - 140
Etoxazole	•	100.00	104.74	60 - 140
Fenoxycarb	•	100.00	98.65	60 - 140
Fenpyroximate	•	100.00	102.55	60 - 140
Fipronil	•	100.00	95.25	60 - 140
Flonicamid	•	100.00	96.80	60 - 140
Fludioxonil	•	100.00	104.34	60 - 140
Hexythiazox	•	100.00	103.21	60 - 140
Imazalil	•	100.00	96.57	60 - 140
Imidacloprid	•	100.00	99.01	60 - 140
Kresoxim-methyl	•	100.00	102.44	60 - 140

Report: Definition

Definitions

- Limit of Quantitation (LOQ): The minimum level, concentration, or quantity of a target analyte that can be reported with a specific degree of confidence
- Method Blank (MB): A quality control sample that is free of the analyte being measured
- Laboratory Control Sample (LCS): A quality control sample with a known amount of the analyte used to demonstrate accuracy
- Field Duplicate: A second sample collected in the field using the same sampling method as the primary sample.
- Action Limit: Analyte levels set by the state of Oregon (OAR 333-007) indicating that follow-up action is necessary.
- ppm: parts per million, equivalent to 1 µg/g and 1 µg/L or 0.001 mg/g and 0.001 mg/L
- COA: Certificate of Analysis.
- Report Flag (B): Blank contamination - The analyte was detected above one-half the reporting limit in an associated blank
- Report Flag (E): Compound tested above the upper limit of quantitation
- Report Flag (Q): One or more quality control criteria (for example, LCS recovery, surrogate spike recovery) failed

Calculations

- Cannabinoid Potency
 - Wet WT% = (Exported concentration ppm) x (Dilution) x (Extraction Vol./Wet wt mg) x 100
 - Total THC% = (%THCA) x 0.877 + (%THC)
 - Total CBD% = (%CBDa) x 0.877 + (%CBD)
 - Total THC (Dry WT)% = % total THC(wet) / [1-(% moisture/100)]
 - Total CBD (Dry WT)% = % total CBD(wet) / [1-(% moisture/100)]
- Percentage Recovery
 - % Rec = [(Amount measured) / (Known amount)] * 100

Disclaimers

- Disposal: All marijuana and hemp products received by PREE will be disposed of following the OLCC's rules for Marijuana Waste Management, regardless of product type, unless PREE is given specific disposal instructions for a product based on test results from state regulatory agencies